简 介 General Description

适用于输送不含固体颗粒和纤维，无腐蚀性，温度不高于80℃，粘为5×10^{-6}～$1.5\times10^{-3}m^2/s$(5～1500cst)的润滑油或性质类似润滑油的其它液体。

It only be used to transport lubricant oil which is out of solid particles and fiber and corrosive acid.and the temperature can't beyond 80℃ (viscosity factor is 5—1500cst).

应用范围 Application Scope

在输油系统中可用作传输、增压泵；
在燃油系统中可用作输送、加压、喷射的燃油泵；
在一切工业领域中，均可作润滑油泵用。

Transferred and pressurized pump in tank handling device ; transferred,pressurized and jiet pump in fuel syetems ; in all industrial areas,it can be used as lubricating oil pump.

结构特点 Structure Feature

本系列齿轮泵主要有齿轮、轴、泵体、安全阀、轴端密封等组成。齿轮经热处理有较高的硬度和强度，与轴一同安装在可更换的轴套内运转。泵内全部零件的润滑均在泵工作时利用输送介质而自动达到。

泵内有设计合理的泄油和回油槽，使齿轮在工作中承受的扭矩力最小，因此轴承负荷小，磨损小，泵效率高。

泵设有安全阀作为超载保护，安全阀的全回流压力为泵额定排出压力的1.5倍，也可在允许排出压力范围内根据实际需要另外调整。但注意本安全阀不能作减压阀长期工作，需要时可在管路上另行安装。

从主轴外伸端向泵看，为顺时针旋转。

This series of gear pumps are mainly composed of gear,shaft,pump,valve.It has a relatively high hardness and wear resistance,together with the shaft installed in the sleeve which can be replaced.all the parts in the pump work automatically through using transmission medium to reach.

There are well—designed pump to oil spills and back to tank,so that gear in the work has little twisting force,bears smll loads, small wearness,high efficiency.

Pump has a safe valve for overload protection,safety valve pressure of the whole reflux pump discharge pressure of 1.5 times the rated pressure.it can be adjusted under the scope.but the safe valve can not be used for a ling time as a reducing valve.it can be installed in the pipeline.

It's clockwise rotation.

外形尺寸图 Outline Dimension (KCB—18.3～KCB83.3)

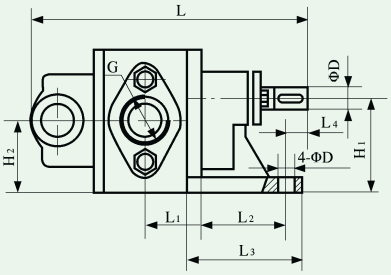

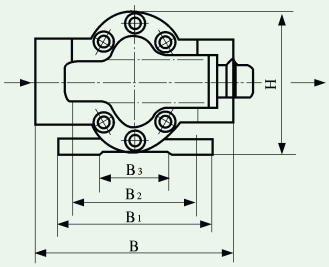

技术参数 Technical Data

型 号 Model	流 量 Flow		转 速 Speed r/min	排出压力 Pressure MPa	必需汽蚀余量 Driving Power m	效 率 Efficiency %	电 动 机 Electromotor	
	m^3/h	L/min					功率 Power KW	型号 Model
KCB-18.3 2CY-1.1/1.45	1.1	18.3	1400	1.45	5	44	1.5	Y90L-4
KCB-33.3 2CY-2/1.45	2	33.3	1420	1.45	5	44	2.2	Y100L1-4
KCB-55 2CY-3.3/0.33	3.3	55	1400	0.33	7	41	1.5	Y90L-4
KCB-83.3 2CY-5/0.33	5	83.3	1420	0.33	7	43	2.2	Y100L1-4

技术规格 Technical Size

型 号 Model	L	L1	L2	L3	L4	B	B1	B2	B3	H	H1	H2	ΦD	G	4-ΦD
KCB-18.3	217.5	35	80	115	16	192	150	120	66	136	90	69	20	G3/4″	16
KCB-33.3	231	42.5	80	115	16	192	150	120	66	136	90	69	20	G3/4″	16
KCB-55	246	50	80	115	16	192	150	120	66	136	90	69	20	G1″	16
KCB-83.3	271	62	80	115	16	192	150	120	66	136	90	69	20	G1½″	16

外形尺寸图 Outline Dimension (KCB-200～KCB-960)

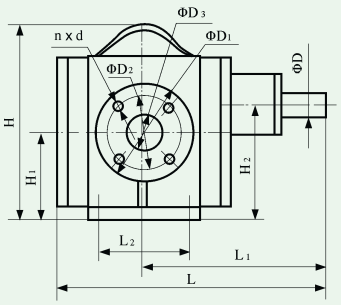

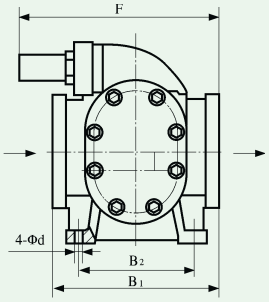

技术参数 Technical Data

型 号 Model	流 量 Flow		转 速 Speed r/min	排出压力 Discharge Pressure MPa	必需汽蚀余量 Requested net positive suction head m	效 率 Efficiency %	电 动 机 Electromotor	
	m^3/h	L/min					功率 Power KW	型号 Model
KCB-200 2CY-12/0.33	12	200	1440	0.33	5	46	4	Y112M-4
KCB-300 2CY-18/0.36	18	300	960	0.36	5	42	5.5	Y132M2-6
KCB-483.3 2CY-29/0.36	29	483.3	1440	0.36	5.5	42	11	Y160M-4
KCB-633 2CY-38/0.28	38	633	970	0.28	6	43	11	Y160L-6
KCB-960 2CY-58/0.28	58	960	1470	0.28	6.5	43	18.5	Y180M-4

技术规格 Technical Size

型 号 Model	L	L1	L2	B1	B2	H	H1	H2	F	ΦD1	ΦD2	ΦD3	nxd	ΦD	4-ΦD
KCB-200	290	200	66	214	160	263.5	118	152.5	300	140	110	50	4-M12	28	13
KCB-300	354	230	90	225	180	308	128	170	318	155	123	70	6-M14	32	16
KCB-483.3	354	230	90	225	180	308	128	170	318	155	123	70	6-M14	32	16
KCB-633	415	270	120	280	175	385	188	205	380	190	158	100	8-M14	38	18
KCB-960	415	270	120	280	175	385	188	205	380	190	158	100	8-M14	38	18